

EXPERIMENTAL INVESTIGATION ON PERFORMANCE AND EMISSION CHARACTERISTICS OF DIESEL-JME BLENDS FUELED DI DIESEL ENGINE AT OPTIMUM ENGINE OPERATING PARAMETERS

M. Venkatraman, Shahnawazraza, Ramlala Gupta, Ravi prakash

Department of Mechanical Engineering, Aarupadai Veedu Institute of Technology, Paiyanoor, Kanchipuram-603 104. Chennai, TamilNadu-India.

ABSTRACT

In the present investigation, tests were carried out to determine engine performance, combustion and emissions of a naturally aspirated direct injection diesel engine fueled with diesel and Jatropa methyl ester and their blends (JME10, JME20 & JME30). Comparison of performance and emission was done for different values of compression ratio, injection pressure and injection timing to find best possible combination for operating engine with JME. It is found that the combined compression ratio of 19:1, injection pressure of 240 bar and injection timing of 27°bTDC increases the brake thermal efficiency and reduces the brake specific energy consumption with lower emissions. From the investigation, it is concluded that the both performance and emissions can considerably improved for methyl ester of jatropa oil blended fuel JME20 compared to diesel.

Keywords: Diesel engine, injection timing, injection pressure, Jatropa oil methyl esters,

INTRODUCTION

The increase in number of automobiles in recent years has resulted in great demand for petroleum products. Vegetable oils might provide a viable alternative to diesel since they are renewable in nature and environmentally friendly. The use of vegetable oil in engines without any modifications results in poor performance and emissions. Transesterification method is used to reduce the viscosity of the vegetable oil and solves the most of the problems of raw vegetable oil. Transesterification is the reaction wherein the vegetable oil is transesterified with alcohol and the process of removal of glycerol from fatty acids. This esterified vegetable oil is called biodiesel. In the present investigation biodiesel was prepared from jatropa oil and the blend with diesel in various volumetric proportions the prepared blends were fueled in the engine test rig. The performance, combustion and emission characteristics were analysed on a four stroke single cylinder direct injection diesel engine. The properties of Jatropa methylester and raw oil are compared with diesel as shown in Table 1.

Table.1.comparison of biodiesel properties with diesel

Properties	Diesel	Jatropa oil	Bio-Diesel (Jatropa Methyl Ester)
Cetane No.	45 – 55	41	52
Density(kg/m ³)	821	907	881
Viscosity (cSt)	3.52	36.9	5.12
Calorific value (MJ/kg)	43	41.1	41.6
Flash point °C	48	276	152
Oxygen %w	1.19	11.06	10.97



Figure.1 Pictorial View of Engine

EXPERIMENTAL SET UP

Figure.1 shows the schematic line diagram of the experimental set up and its specification are given in Table 2. A electrical dynamometer was used to apply the load on the engine. A water rheostat with an adjustable depth of immersion electrode was provided to dissipate the power generated. Tests were carried out at various loads starting from no load to full load condition at a constant rated speed of 1500 rpm. At each load, the fuel flow rate various constituents of exhaust gases such as hydrocarbon (HC), carbon monoxide (CO) and oxides of nitrogen (NO_x), were measured with a 5 gas MRU delta exhaust gas analyzer.

Table.2. specifications of engine

Make	Kirloskar
Model	TAF 1
Type	Direct injection, air cooled
Bore \times Stroke (mm)	87.5 \times 110
Compression ratio	17.5:1
Cubic capacity	0.661 lit
Rated power	4.4 KW
Rated speed	1500 rpm
Start of injection	24° bTDC
Connecting rod length	220 mm
Injector operating Pressure	220 bar

The analyzer uses the principle of non-dispersive infrared (NDIR) for the measurement of CO and HC emissions while NO_x measurement was by means of electrochemical sensors. Combustion analysis was carried out by means of an AVL pressure pick-up fitted on the cylinder head and a TDC encoder fixed on the output shaft of the engine. The pressure and the crank angle signals were fed to a personal computer. Various combustion parameters like heat release rate, cumulative heat release rate and peak pressure and its accuracy were obtained using data acquisition system. The engine was first operated with diesel oil to generate the baseline data followed by methyl esters Jatropa and their blends such as JME10, JME20 and JME30 blends.

Table.3. operating parameters considered in the present investigations

% Load	0,25,50,75,100
Speed (rev/min)	1500
Compression ratio	16:1,17.5:1,19:1
Injection Timing°bTDC	21,24,27
Injection Pressure(bar)	200,220,240

RESULTS AND DISCUSSION

Testing were carried out at different compression ratio, injection timing and injection pressure and its details have been mentioned in Table 3. At injector opening pressure 200 bar and 220 bar and injection timing of 21°b TDC and 24°b TDC and compression ratio 17.5:1 and 16:1 were tried for diesel and different biodiesel blends but from the investigation it was found that the performance and emission was very poor. Further the engine were set to run at higher compression ratio of 19:1 advanced injection timing of 27°b TDC and higher injector opening pressure of 240 bar it arrives at the optimum range operating parameters for diesel and jatropa methyl esters JME20. It was found that (JME20) it gives better performance and emissions for the optimized operating parameters.

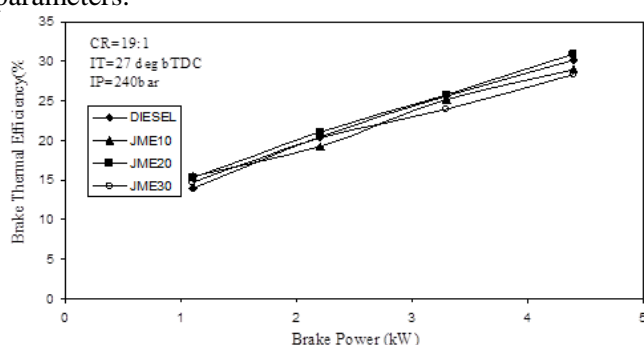


Figure.2. Variation of Brake Thermal Efficiency with Brake Power

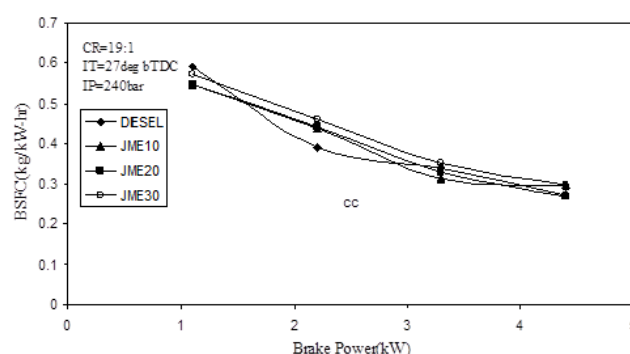


Figure.3. Variation of Brake Specific Fuel Consumption with Brake Power

Figure. 2. Shows the variation of brake thermal efficiency with brake power for different fuels. The maximum brake thermal efficiency obtained is about 30.9% for JME20 and 30.1% for diesel. Increase in thermal efficiency is due to percentage of oxygen content in the biodiesel and a rapid change in combustion behaviour of the blend. The addition of JME20 with diesel changes reduces ignition delay and reduces the burn duration. Hence the injected fuel completes its combustion closer to the TDC and shorter than diesel baseline. The increase in air entrainment and rapid release of heat from the first stage of combustion could be the additional reason for the higher brake thermal efficiency JME20. Figure. 3 shows the variation of brake specific fuel consumption with brake power for different biodiesel blends. It can be observed that the brake specific fuel consumption of 0.273 kg/Kw/h was obtained for diesel and 0.27 kg/kW/h for JME20. This is due complete combustion of JME20 because

of presence of high cetane number value of JME as a result lower brake specific fuel consumption of JME20.

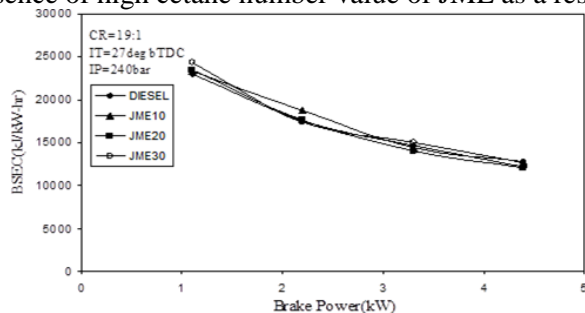


Figure.4.Variation of Brake Specific Energy Consumption with Brake Power

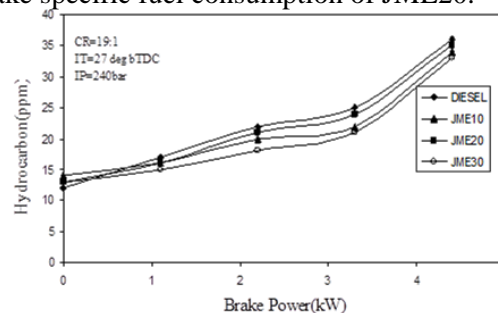


Figure.5.Variation of Hydrocarbon with Brake Power

Figure. 4 It is found that JME20 offers comparatively lower BSEC than the other fuels. This is due to better combustion of JME20 due to presence of high cetane of JME. JME30 fuels are containing higher proportions of JME and this reduces the heat content of fuel. This may be the main reason for higher BSEC of this fuel. The presence of lower fraction of JME enhances the combustion behaviour of diesel and releases its heat within a shorter duration than the diesel operation. This is the main reason for lower BSEC of JME20.

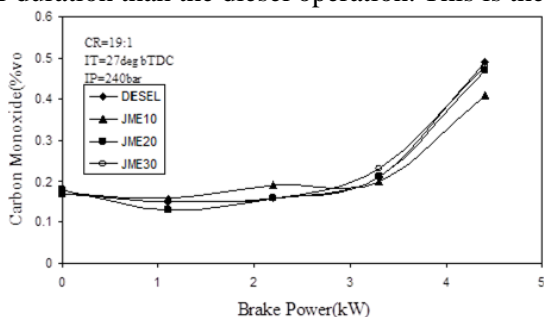


Figure.6.Variation of Carbon Monoxide with Brake Power

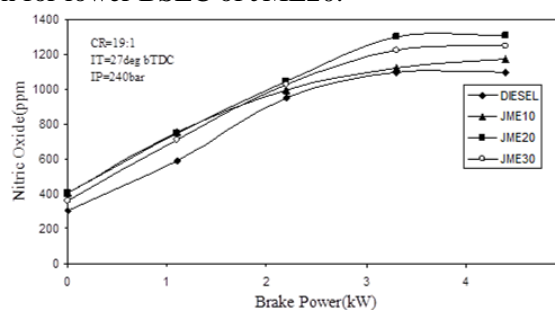


Figure.7.Variation of Nitric oxide with Brake Power

Figure. 5. Shows the variation of hydrocarbon for different biodiesel blends at rated speed with respect to brake power. Diesel offers the maximum rate of hydrocarbon emission 36 ppm among the tested fuels. Other fuels are offering relatively lower HC emissions due to the presence of high cetane number of JME. The addition of JME with diesel fuel enhances the combustion of fuels. The higher compression ratio, injection pressure and more advanced injection timing helps to provide clean combustion than the other operating parameters. Hence JME blended fuels perform better at this setting and completes its combustion and liberates its heat in shorter duration. This may be the additional reason for lower HC emission of JME blended fuels.

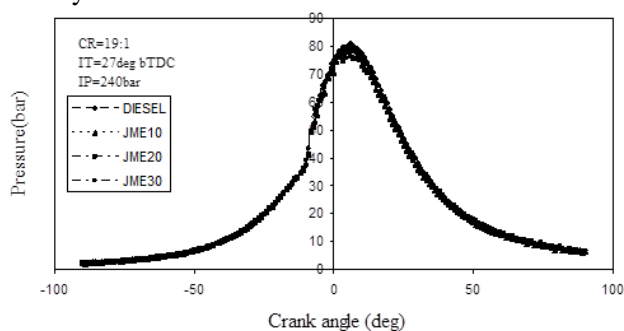


Figure.8.Variation of Cylinder Pressure with Crank angle

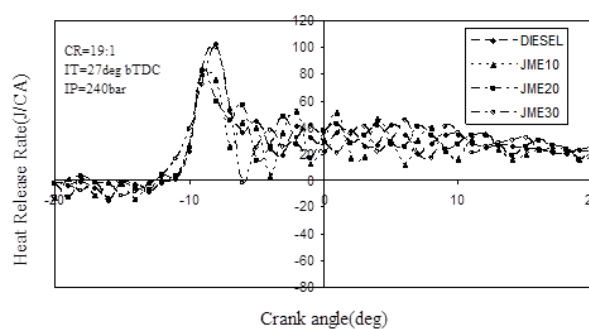


Figure.9.Variation of Heat Release Rate with Crank angle

Figure. 6. Shows the variation of carbon monoxide emissions of various JME biodiesel blends with brake power. From the figure 6 it is observed the CO emission of JME was lower than the standard diesel fuel. The reason for the lower CO emission of JME blends are due to the high cetane number of fuel, better combustion, shorter duration of combustion and better spray. Also due to higher compression ratio, injection pressure and injection timing the combustion of the charge occurs in a shorter duration. Hence more heat release occurs and increases the cylinder temperature, as a result the whole mixture are combusted fully without leaving carbon monoxide. In addition the presence of molecular oxygen helps to combust the fuel with less emission.

Figure. 7. It is observed that JME blended fuels offers comparatively higher NOx emission than that of standard diesel. This is mainly due to the presence of high cetane fuel in a blend and higher compression ratio and higher

injection pressure. Generally biofuel possess fewer unsaturation in the molecules. This cause rapid generation of intermediate compounds and consequently the mixture liberates heat in a shorter duration of combustion and hence it offers higher combustion temperatures and promotes the higher NO_x formation.

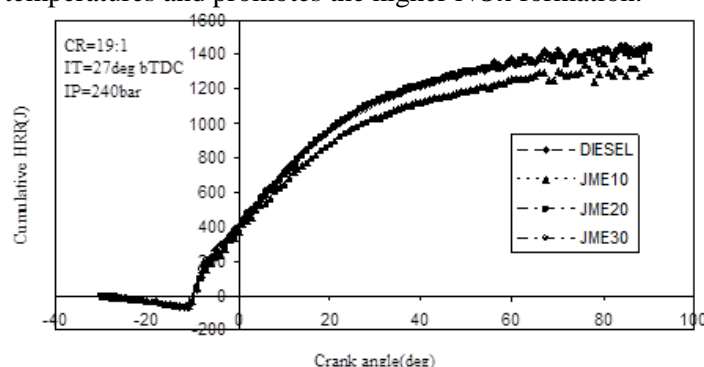


Figure.10.Variation of Cumulative Heat Release Rate with Crank angle

Figure. 8. shows the variation of pressure with crank angle for different jatropha methyl ester biodiesel blends and diesel at full load. The peak pressure of JME20 is slightly higher than that of neat diesel operation. This is the main reason for better thermal efficiency of this fuel than the reference fuel. The presence of high cetane biofuel in a diesel causes better combustion and liberates more heat in a shorter duration. This is the main reason for high peak pressure of this blend JME20.

Figure. 9 shows the variation of heat release rate with crank angle for different jatropha methyl ester biodiesel blends and diesel at full load. It is seen that the height of premixed phase of combustion decreases with addition of JME proportions in the blend. More JME blends offers comparatively lower premixed phase and higher diffusive combustion phase. This is due rapid production of intermediate compounds in high JME blends.

Figure.10 shows the variation of cumulative heat release rate with crank angle for different jatropha methyl ester biodiesel blends and diesel at full load. It is noticed that the cumulative heat release rate is decreased for JME20 (1432J) compared to diesel (1458J). This is due to higher exhaust gas temperature and NO_x emission.

CONCLUSION

Following are the conclusions based on the experimental results obtained while operating single cylinder diesel engine fuelled with biodiesel from Jatropha oil and their blends. Jatropha methyl esters can be directly used in diesel engine without any modifications.

- The maximum brake thermal efficiency is found to be JME20 in 27°b TDC and 240 bar at compression ratio 19:1. It is found that the combined increase of compression ratio, injection timing and injection pressure increases the brake thermal efficiency and reduces brake specific fuel consumption while having lower emissions.
- Good mixture formation and lower smoke emission are the key factors for good CI engine performance. These factors are highly influenced by viscosity, density and volatility of the fuel. For biodiesels, these factors are mainly decided by the effectiveness of the transesterification process. With properties close to diesel fuel, biodiesel from Jatropha oil can provide a useful substitute for diesel thereby promoting our economy.
- Finally it can be concluded that JME20 could be used as alternative fuel for operating CI engine at compression ratio of 19:1, higher injector opening pressure of 240 bar and advanced injection timing 27°b TDC with less emission of carbon monoxide and hydro carbon and better engine performance.

REFERENCES

- P.K.Sahoo and L.M.Das, Combustion analysis of jatropha, Karanja and Polanga based biodiesel as fuel in a diesel engine, Elsevier-Fuel (2009)994-999.
- Deepak Agarwal and Avinash kumar Agarwal, Performance and emission characteristics of Jatropha oil (preheated and blends) in a direct injection compression ignition engine, Elsevier –Applied Thermal Engineering (2007)2314-2323.
- F.K.Forson and E.Hammond-Donkoh, Performance of jatropha oil blends in a diesel engine, Elsevier-Renewable Energy(2004)1135-1145.
- Lakshminarayanan.G and Rajagopal.K (2007) Combustion analysis of diesel engine fueled with jatropha oil methyl ester-diesel blends.Int.journal of green energy, 645-658.
- Azam ,M.M.,Waris,A.,Nahar,N.M, Prospects and potential of fatty acid methyl esters of some non-traditional seed oils for use as biodiesel in india.Biomass and Bioenergy29:293-302.
- Ghadge,S.V., Raheman,H.(2005).Biodiesel production from mahua oil having high free acids, Biomass and Bioenergy 28:601-605.